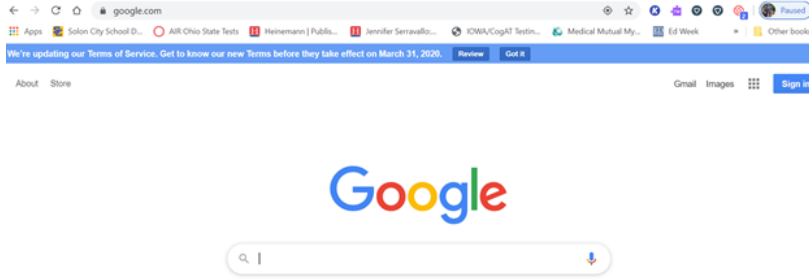


Access Your Child's Google Classroom

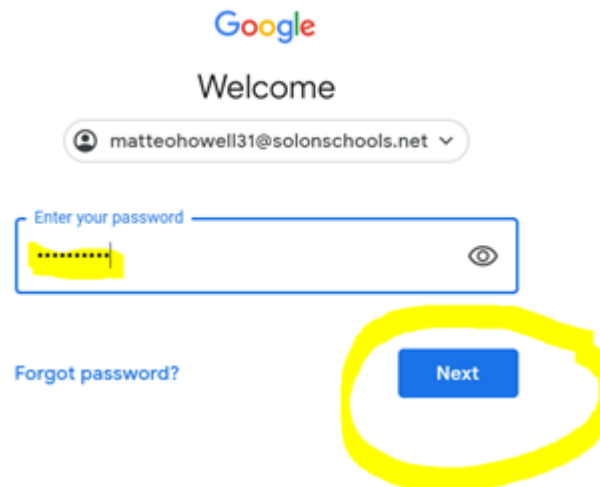
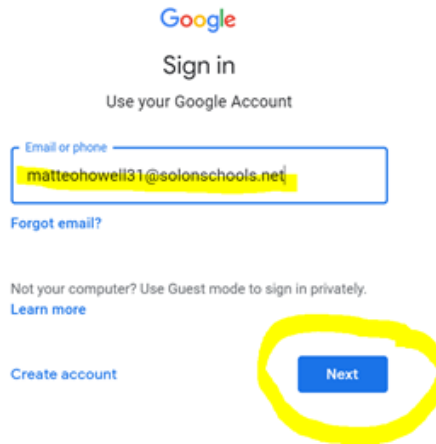
1. Go to www.google.com



2. Select "Sign in" in the top right corner

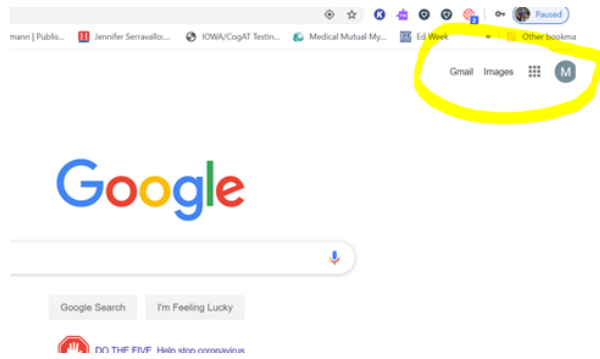


3. Enter your child's email address (solonschools.net account) and then click "Next"

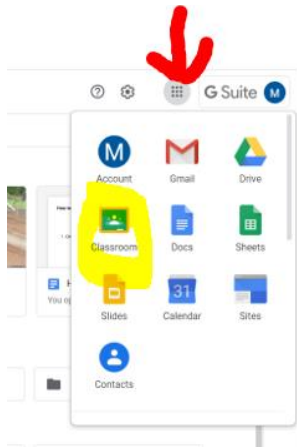


4. Enter your child's password

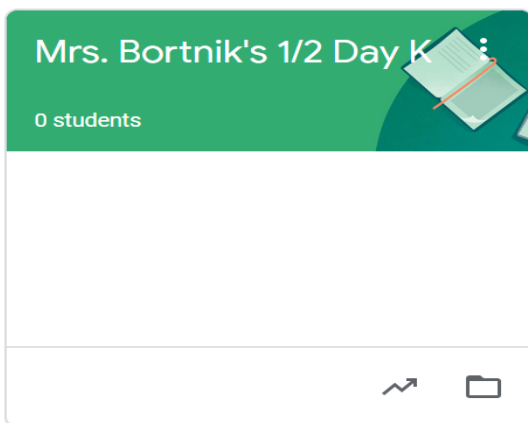
5. Once you are signed in, you will see your child's initial appear in the top right corner



6. Click on the 9 dots and then on the classroom icon



Select the classroom you would like to enter and join



When you join the classroom, you'll come to the "home page". This page is like a Facebook feed. Everything posted new will be listed there in order of posting with the newest at the top.

When you click on Classwork you will see topics links to material for each. You can follow links posted from there and/or print needed material.

+ Create

All topics

Word Study

Writing

Reading

Math

Word Study

Students can only see topics with published posts

Writing

Students can only see topics with published posts

Reading

