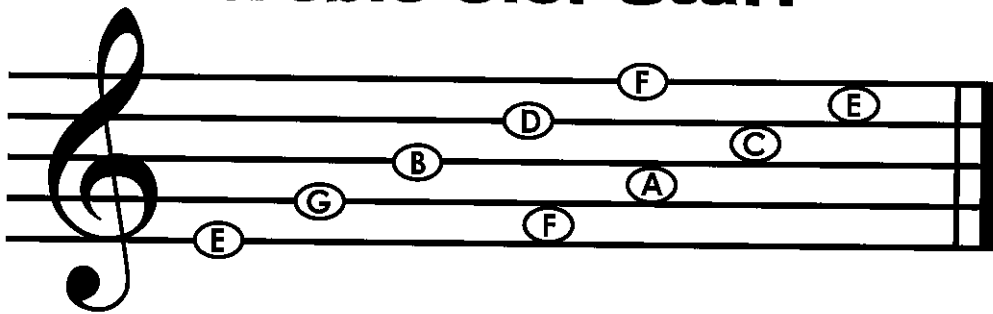


# Welcome to Cool Tunes!

## A few reminders...

- left hand on top
- tilt recorder down
- cover holes tightly
- breathe gently ... warm air
- begin each note with "duh"

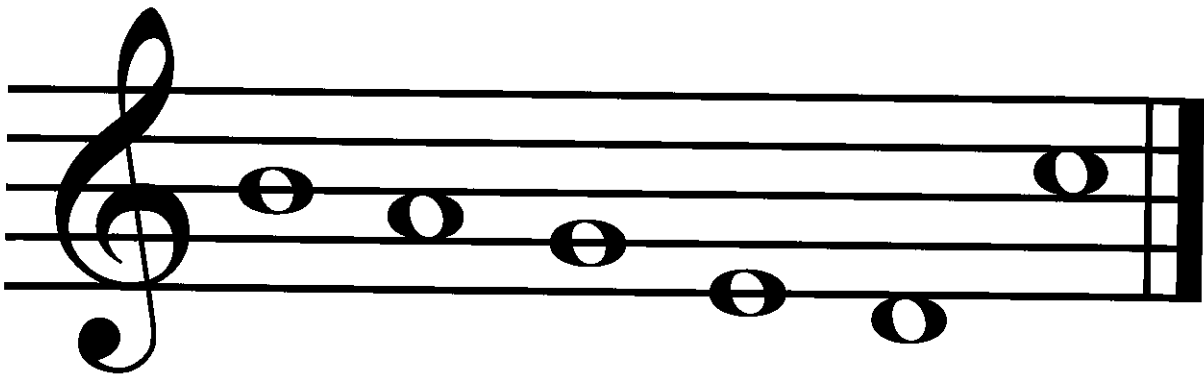
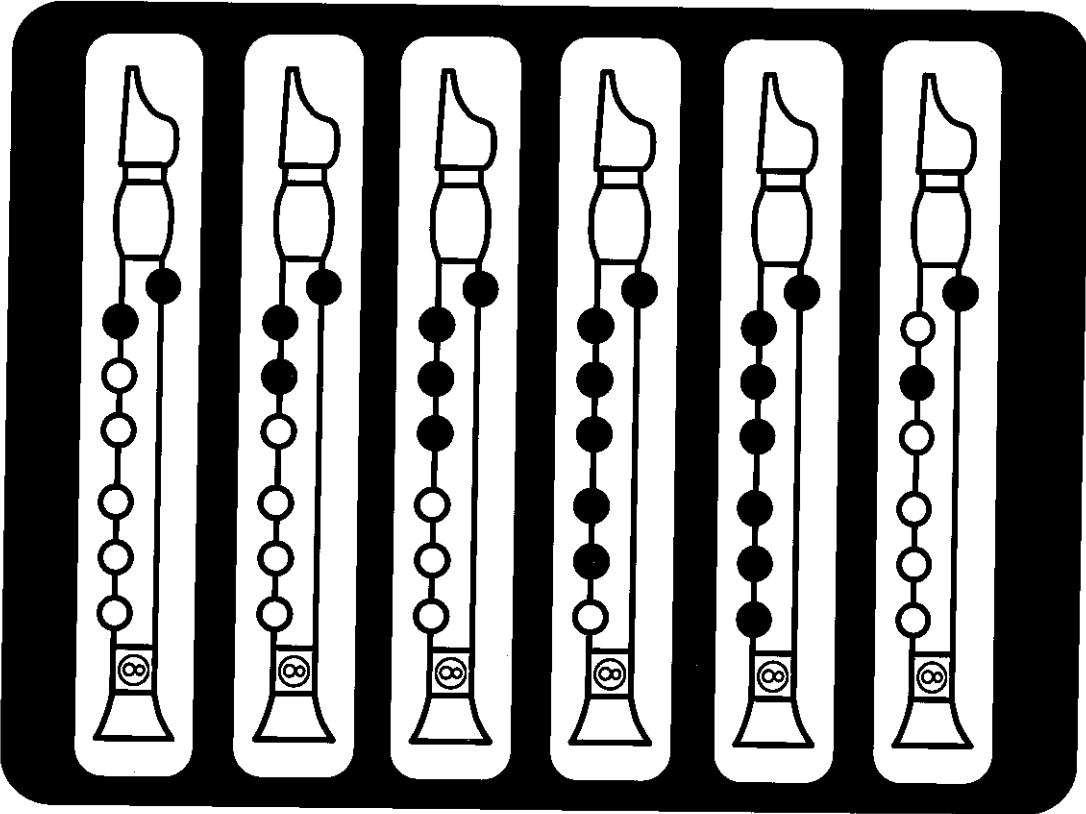
## Treble Clef Staff



## Note Values and Rests

whole note		whole rest		4 beats
dotted half note		dotted half rest		3 beats
half note		half rest		2 beats
quarter note		quarter rest		1 beat
eighth note		eighth rest		1/2 beat
sixteenth note		sixteenth rest		1/4 beat

# Fingering Chart

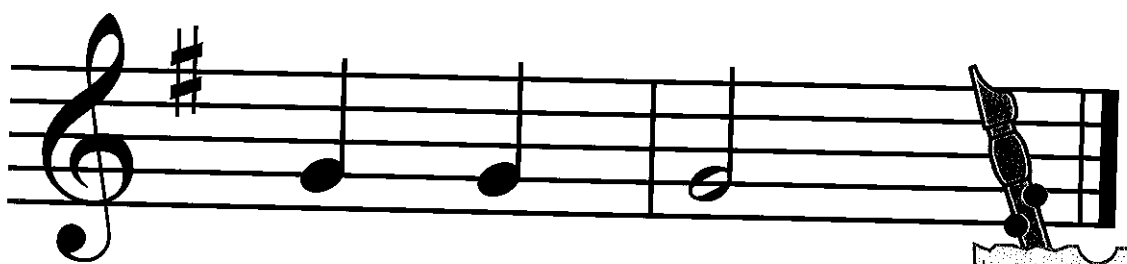


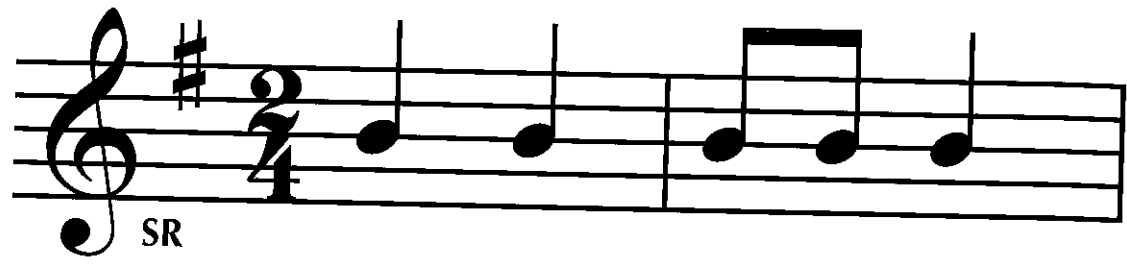


**B A G E D C**

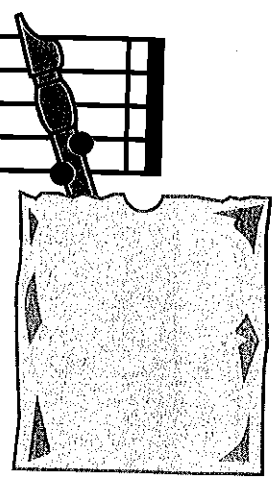
Cool Tune #1

# It's in the B·A·G!

DeLelles/Kriske









Circle all of the B's in this tune.










# Activity #1

Name \_\_\_\_\_

Name the note on each staff.



Draw the whole note on each staff.



# Old Tom White

Folk Rhyme  
Arr. Kriske



SR

Old Tom White had a fright,

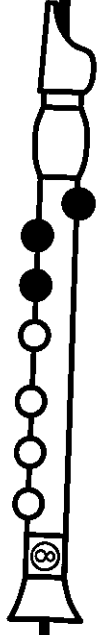
in the middle of the night.

Saw a ghost eating toast,

half-way up the old lamp post.

Draw in the missing rest.



What fingering is this?



Cool Tune #3

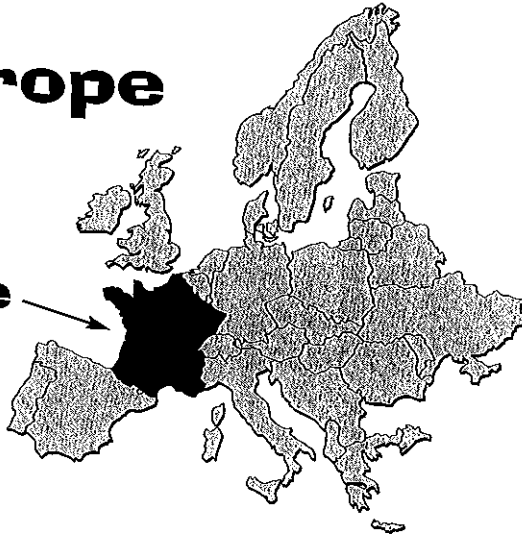
# French Song

French Folk



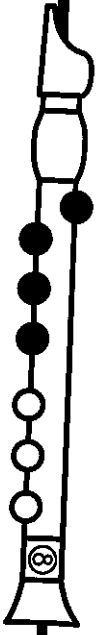
## Europe

France



What fingering is this?

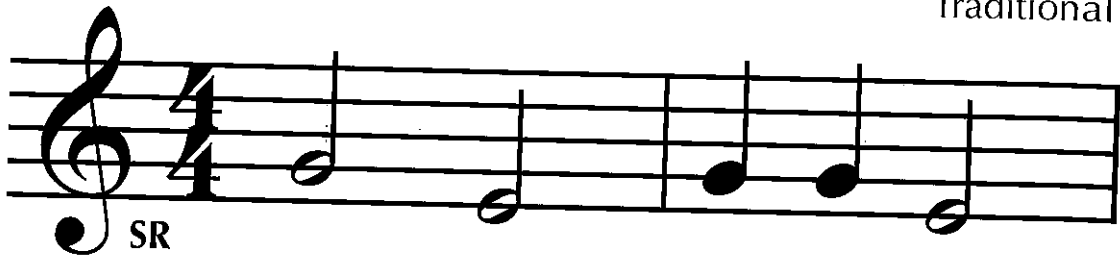
Draw a repeat sign at the end of this tune.




Cool Tune #4

# Rain, Rain


Traditional



Rain, rain go a - way.



Come a - gain some oth - er day.



What fingering is this?











—

Play this tune for someone in your family, and ask them to name it.

# Activity #2

Name \_\_\_\_\_

Draw a line from the note to the matching rest.

Write the total number of beats for each equation.

$$\text{Quarter note} + \text{Quarter note} + \text{Dotted quarter note} = \underline{\quad}$$

$$\text{Beamed eighth notes (4)} + \text{Whole note} = \underline{\quad}$$

$$\text{Quarter note} + \text{Quarter note} + \text{Eighth notes (2)} + \text{Quarter note} = \underline{\quad}$$


$$\text{Quarter note} + \text{Whole note} - \text{Quarter note} = \underline{\quad}$$






# Little Train

Grace Nash




Lit - tle train mov-in', mov-in', mov-in'.



Lit - tle train mov - in' down the track.

2. Little train faster, faster, faster.  
Little train faster down the track.
3. Little train flyin', flyin', flyin'.  
Little train flyin', down the track.

What fingering is this?



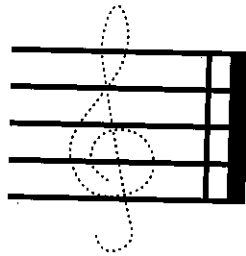
**How many eighth notes are in this tune?**

(The answer is hidden on the train.)

# Activity #3

Name \_\_\_\_\_

Trace and draw a Treble Clef sign.



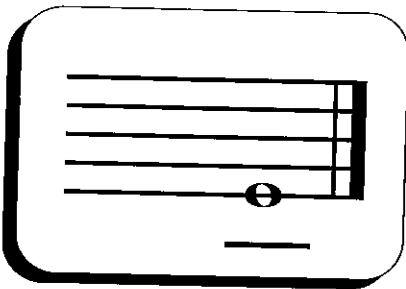


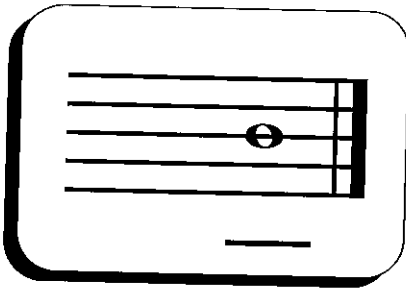

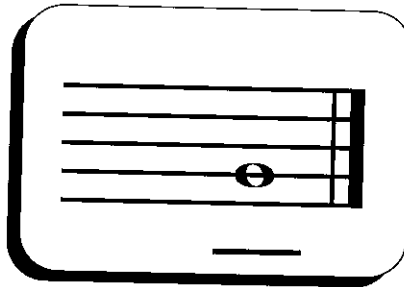



trace



draw

Draw each Treble Clef sign and name the note.





# Follow the Drinking Gourd

American Folk Song

Follow the drinking gourd.  
Follow the drinking gourd.  
For the old man is a-waiting  
for to carry you to freedom if you  
Follow the drinking gourd.



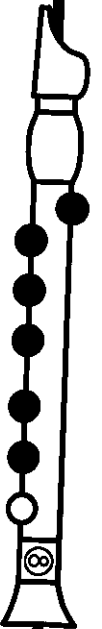
When the sun comes back and the first quail calls. —

Follow the drinking gourd.  
For the old man is a-waiting  
for to carry you to freedom if you  
Follow the drinking gourd.

**Circle the pick-up notes.**

**What fingering is this?**

—


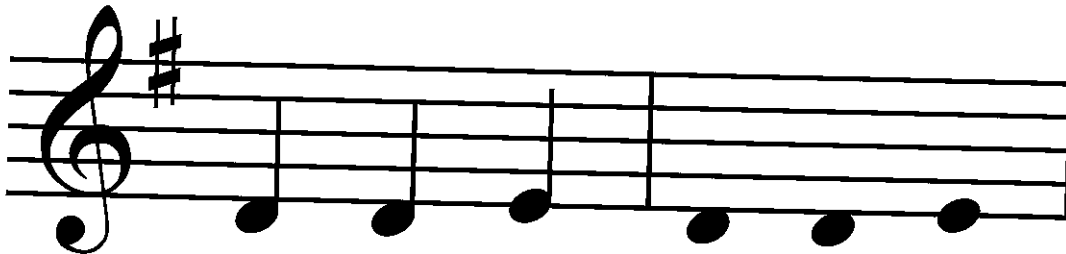



Cool Tune #7

# Lullaby

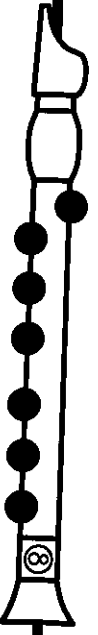


DeLelles/Kriske



Add stems to the notes  
in measure #6.

What  
fingering  
is this?




Cool Tune #8

# Tom Dooley




American Folk




Hang down your head Tom Doo - ley.



Hang down your head and cry.



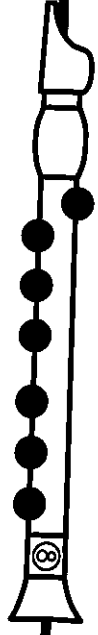
Hang down your head Tom Doo - ley.



Poor boy you're go-ing to die.

What fingering is this?

Circle the measures that have the same melody.



# Activity #4

Name \_\_\_\_\_

1. Draw the treble clef sign on each staff.
2. Transfer the rhythm to the staff to create the melody of "Hot Cross Buns."


A musical staff with a treble clef and a 2/4 time signature. The first measure contains three quarter notes: B, A, and G. The second measure is empty.

A musical staff with a treble clef. The first measure contains three quarter notes: B, A, and G. The second measure is empty.

A musical staff with eighth notes. The first measure contains two pairs of eighth notes: G-G and A-A. The second measure is empty.

A musical staff with three quarter notes: B, A, and G. The second measure is empty.

Cool Tune #9



# Old MacDonald


Traditional




Old Mac - Don - ald had a farm, E - I - E - I - O. And



on that farm he had some chicks. E - I - E - I - O. With a



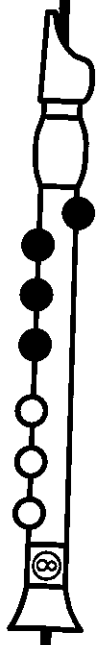
chick chick here and a chick chick there. Here a chick, there a chick, eve-ry where a chick chick.



Old Mac - Don - ald had a farm. E - I - E - I - O.

Draw a treble clef sign on the third staff.

What fingering is this?



# Activity #5

Name \_\_\_\_\_

## Word Search

E P C E X R S O P R A N O H R  
C S O E C I E G L E I K U E N  
E Y O T G T W D R L L D S H W  
I D L A N M H U R G E T X A O  
P O T W V O T U A O I B S I D  
H B U U A S D R M N C E E T T  
T J N O O R K N G B L E D I L  
U P E P H L M P A O H Y R D I  
O T S T E G O A H H V O G F T  
M E S I E S M R I B T T L R M  
Z N N M I A E W Q R L F U E A  
W O X T D V S S A B K Z E L T  
C R I S O P R A N I N O T L N  
E O E C I T C A R P B O U O W  
N Y L T N E G E H T A E R B Z

Find the following words or phrases.

ALTO  
BODY  
COVER HOLES  
LEFT HAND ON TOP  
PRACTICE  
SOPRANINO  
THUMB HOLE

BASS  
BREATHE GENTLY  
DUH  
MOUTHPIECE  
RECORDER  
SOPRANO  
TILT DOWN




BELL  
COOL TUNES  
GARKLEIN  
POSTURE  
RESTING POSITION  
TENOR  
WARM AIR



Cool Tune #10

# Hi! High C

DeLelles/Kriske



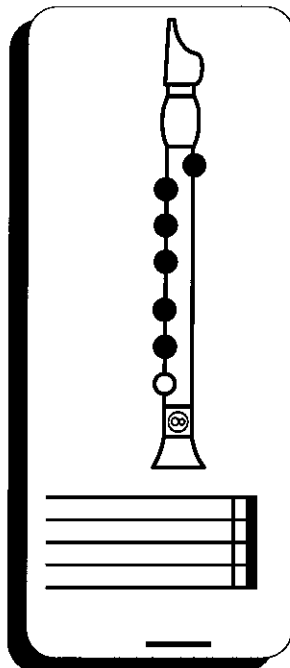
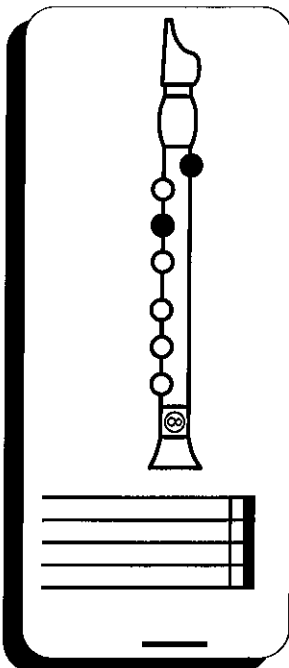
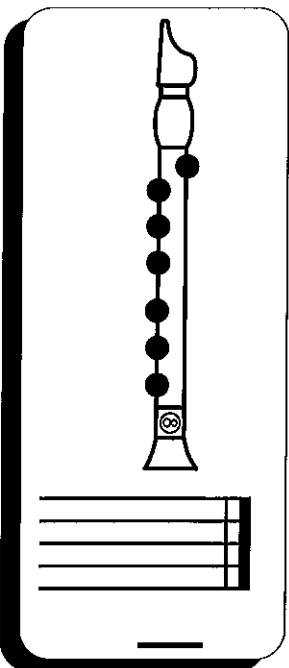
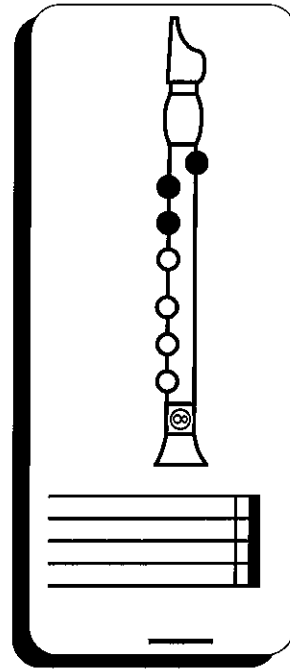
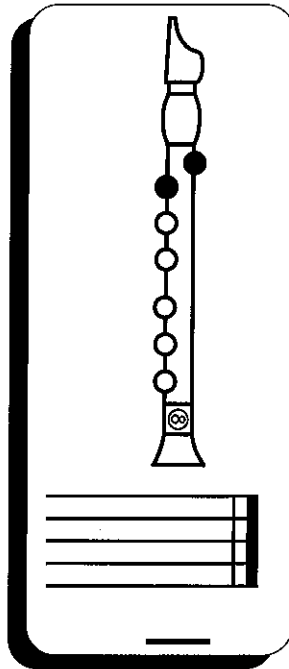
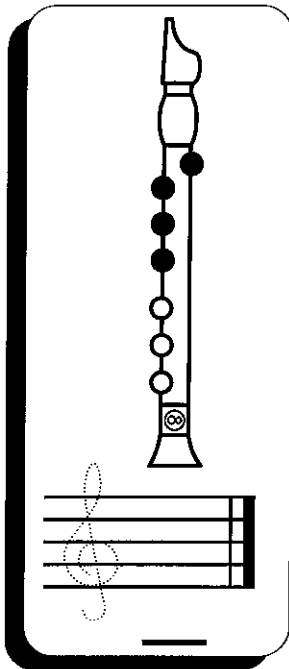
What fingering is this?

Copy measure #1 into the blank measure.  
Did you know the stem on a B can go up or down?

# Activity #6

Name \_\_\_\_\_

Draw each Treble Clef sign and identify the fingering by naming the note and drawing it on the staff.



# Lost My Gold Ring

Jamaican Folk

**A** Biddy, biddy hold on, lost my gold ring.  
 One go to Kingston come back again.  
 Biddy, biddy hold on, lost my gold ring.  
 One go to Kingston come back again.

**B**

DeLelles



**C**

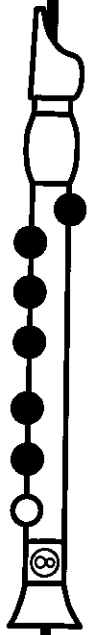


**D**




Find two friends  
 and play the three parts together.

What  
 fingering  
 is this?  
 \_\_\_\_\_







Cool Tune #12

# Shades of Blue

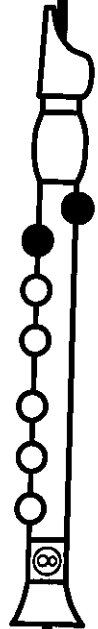


DeLelles



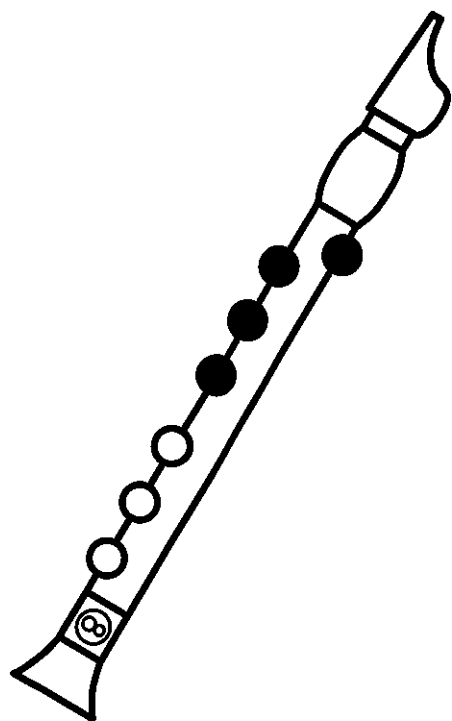
Circle the ties in this tune.

What fingering is this?



# Cool Tunes

## Recorder Packet



**Cool Tunes** is a set of 22 reproducible song and activity pages that accompany **GAMEPLAN** Grade Four. Each of the 12 songs introduces a new pitch or skill and is arranged in order of difficulty. Permission is granted to duplicate these pages annually for the students in one school.

To provide flexibility, no page numbers are included and there is no reference to fourth grade. If duplicating the entire packet, the order below shows the chronological sequence.

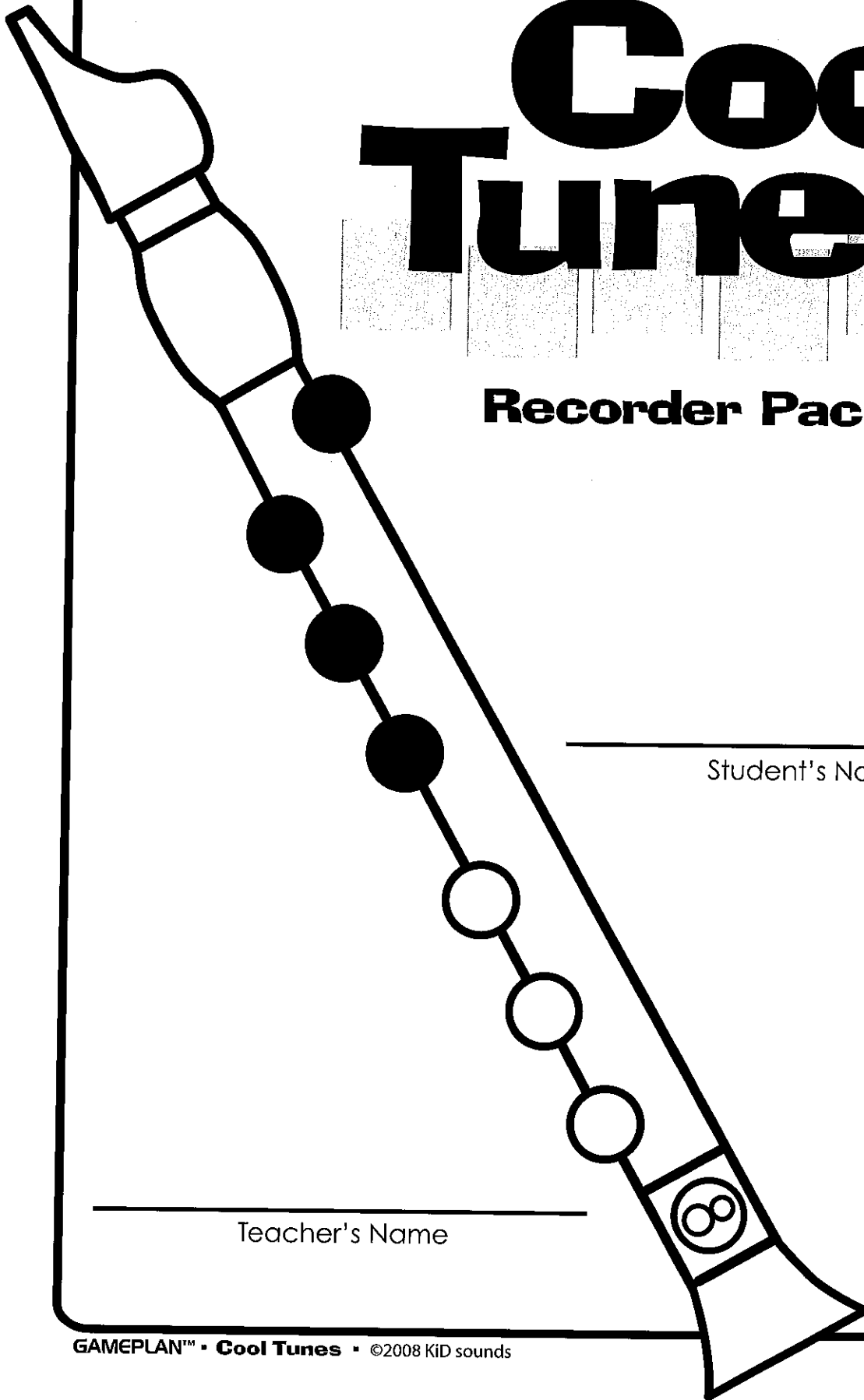
See Appendix E (page 147) for more information on teaching recorder.

1.	Cover Page
2.	Welcome Page
3.	Fingering Chart
4.	Cool Tunes #1 It's in the BAG!
5.	<b>Activity #1</b>
6.	Cool Tunes #2 Old Tom White
7.	Cool Tunes #3 French Song
8.	<b>Activity #2</b>
9.	Cool Tunes #4 Rain, Rain
10.	Cool Tunes #5 Think Rain
11.	<b>Activity #3</b>
12.	Cool Tunes #6 Follow the Drinking Gourd
13.	Cool Tunes #7 Lullaby
14.	<b>Activity #4</b>
15.	Cool Tunes #8 Tom Dooly
16.	Cool Tunes #9 Old Mac Donold
17.	<b>Activity #5</b>
18.	Cool Tunes #10 Hill High C
19.	<b>Activity #6</b>
20.	Cool Tunes #11 Lost My Cold Ring
21.	Cool Tunes #12 Shades of Blue
22.	Certificate of Completion

This page is  
not intended for  
students.

# Cool Tunes

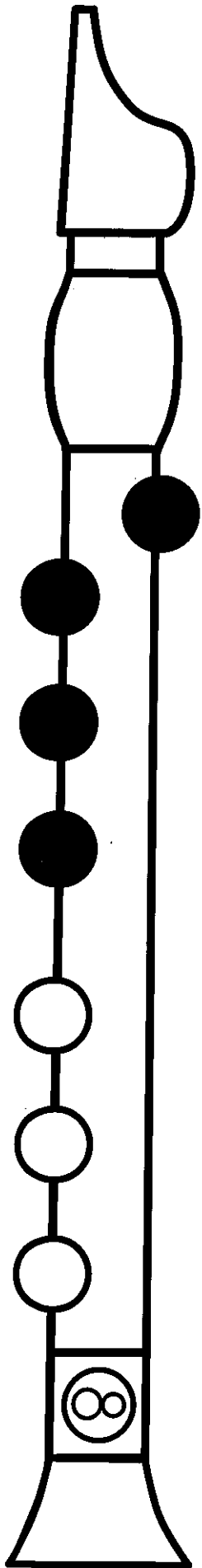
## Recorder Packet



\_\_\_\_\_  
Student's Name

\_\_\_\_\_  
Teacher's Name





This certificate  
is awarded  
to

---

for successful completion of

# Cool Tunes

---

Music Teacher

---

Date

